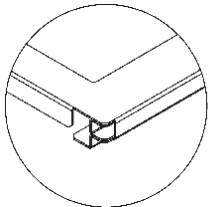
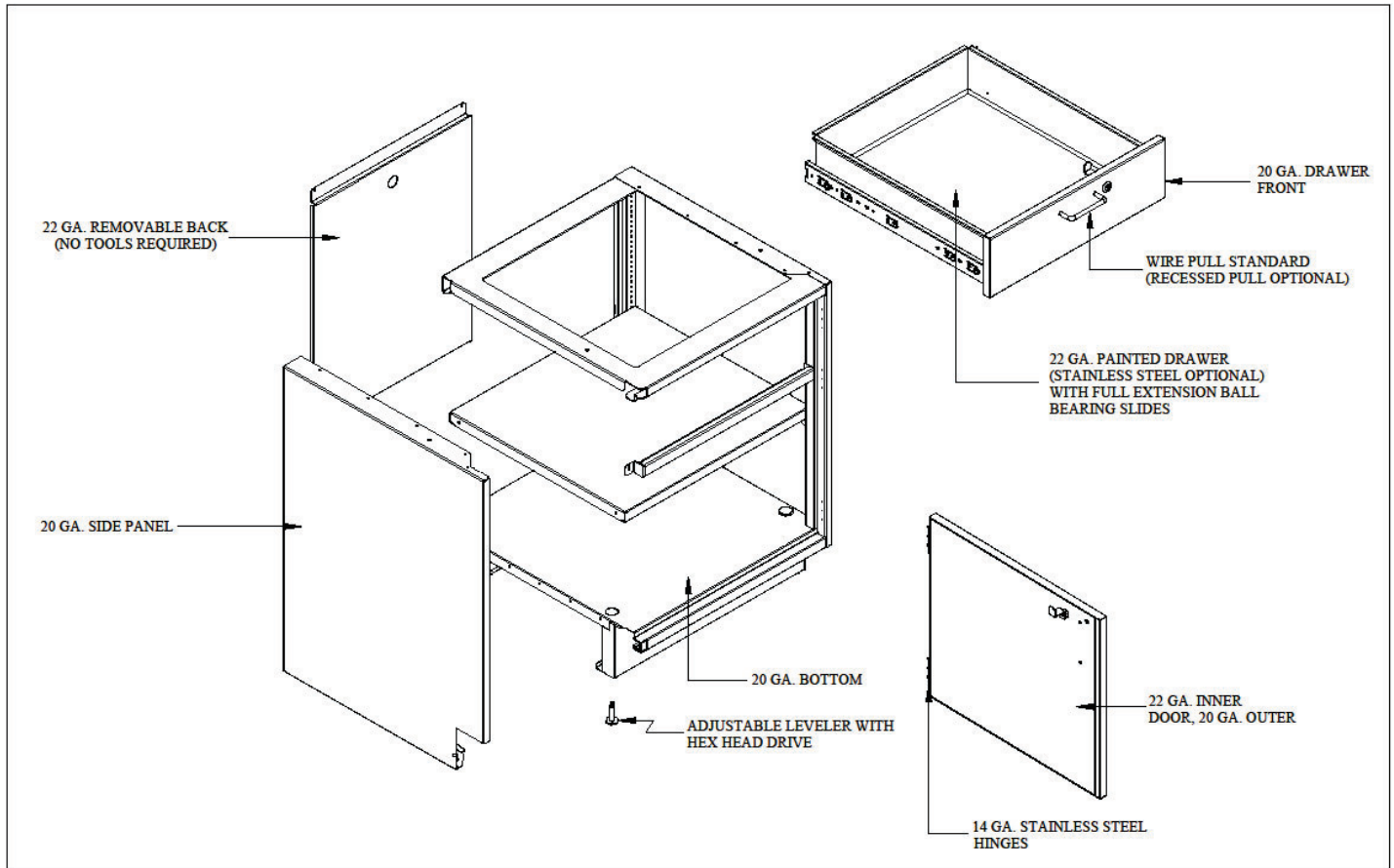
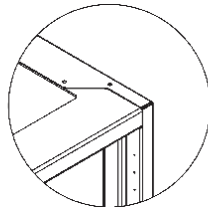


# PLUS CASEWORK: General Construction Features

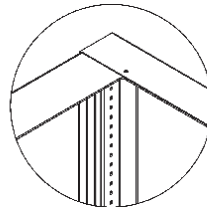
RAL COLOR # 7035



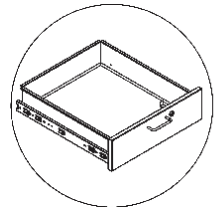
FRONT AND REAR RAILS. REINFORCED ON CABINETS 36" AND WIDER



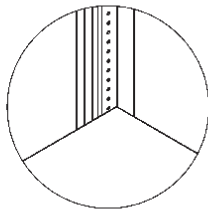
FULL-FRAME: FULL STEEL FRAME WELDED AND GROUNDED SMOOTH



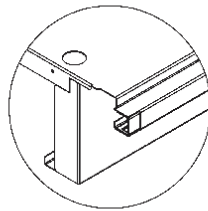
REAR UPRIGHT: 16GA. REAR UPRIGHT MACHINED TO ACCEPT FULL-EXTENSION SLIDES OR ADJUSTABLE SHELVES.



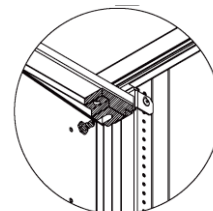
DRAWER BODY: 20 GA. DRAWER HEAD & DRAWER BODY WITH SOUND-DEADENDING COATING



ADJUSTABLE SHELVES: 22 GA. ADJUSTABLE SHELVES



TOE-KICK: 22 GA. INTEGRAL TOE-KICK WELDED TO CASE BODY



DOOR CATCH: PLASTIC SNAP FIT CATCH STANDARD. ELBOW CATCHES ARE PROVIDED ON LEFT-HAND DOORS WHEN LOCKS ARE REQUIRED.